


NSPCC

Speak out. Stay safe. SEND/ASN/ALN Programme for Schools

This programme is for schools who work with children with special educational needs and disabilities (SEND) additional support needs (ASN) and additional learning needs (ALN). The programme provides support and resources to help you deliver messages to your pupils about what abuse is and which safe/trusted adults they can turn to for help.

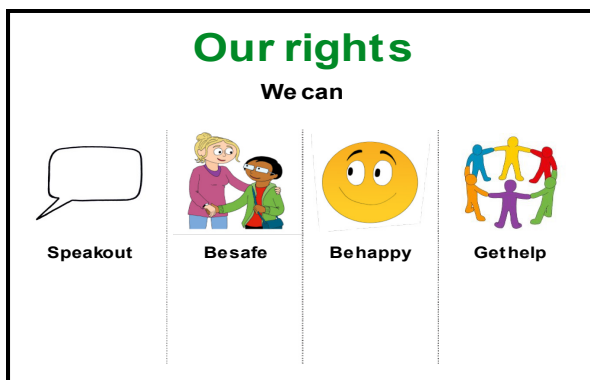

We provide access to resources including session plans, power points and printable supporting materials - all of which use our friendly speech bubble mascot called Buddy. Your local NSPCC Schools Service Schools Coordinators can support your school to deliver the programme by briefing school staff at the start and gathering feedback and learning at the end.



The materials are aimed primarily at aged 9-11 pupils with moderate learning disabilities, additional learning needs and/or autism, but they can be adapted for use with older pupils too.

The SOSS SEND/ASN/ALN programme is flexible:

- There are 6 sessions. Each session has a summary sheet, lesson plan, power point slides, list of resources, scripts for stories plus additional activities per session to support learning.
- Sessions can be repeated or split into smaller sessions, but they are designed to be delivered in order from 1-6, as learning builds throughout
- The programme can be adapted to meet the needs and abilities of your pupils.
- The programme will fit with the curriculum in many schools.



What you need to do next:

Please read the brief outline of the SEND/ASN/ALN programme, below:

- If you would like to deliver this programme in your school, please contact your local Schools Coordinator who will give you further information.
- If you then wish to proceed please sign and return the SEND Programme Schools Agreement document sent to you by your Schools Coordinator.
- The Schools Coordinator will then provide you with a link to the programme and its resources.

EVERY CHILDHOOD IS WORTH FIGHTING FOR

Session 1: Meet Buddy and start on the key themes

- Introducing Buddy and our rights
- Good or bad ground rules game
- Feelings vocabulary games – identify feelings through acting game and sort feelings to match drawings
- Introducing the child characters
- Small group work to explore ground rules and discuss questions the characters have about the group
- Safe circle poster
- Closing activity.

Session 2: Mo's story about physical abuse and bullying

- Re-introducing Buddy and our rights
- Aims of session and recap ground rules
- Recap key feelings from last session
- Physical feelings in body and talking about Mo's feelings
- Good and bad touch slides (large or small groups)
- Telling story of Mo with character mask changes
- Recap safe circle people
- Role play Mo asking children who he can speak to in school
- Closing activity.

Session 3: Guy's story about emotional abuse and speaking out skills

- Re-introducing Buddy and recap - our rights ground rules, good and bad touch
- Introduce the idea of hurting words
- Saying 'no' skills competition
- Guy's story changing character masks
- Paired slides of Guy to identify kind and hurting words
- Small group work rating small, medium or large worries
- Recap safe circle and role-play Guy asking safe circle people
- Individual activity completing a personal safe circle worksheet about people outside of school
- Closing activity.

Session 4: Ali's story about sexual abuse

There is sensitive material in this session about sexual abuse. Some preparation beforehand about public and private places, behaviour and parts of the body is helpful.

- Re-introducing Buddy and recap – our rights, ground rules
- Explaining what private means – 'hand pointer' game
- The three 'nos' - "No pictures or videos, no looking, no touching"
- Colouring private areas on body outline worksheet
- Ali's story
- Safe circle, phrases to speak out and mini Buddy cards
- Speak out role plays with character masks and mini Buddy cards
- Good and bad touch slides
- My private body slide to recap learning from Ali's story
- Closing activity.

Session 5: Sam's story about neglect

- Re-introducing Buddy and recap - our rights, ground rules
- Morning routine mime or song
- Sam's story, pupils look after Sam so that she gets what she needs. Sam is neglected and gets help
- Role play Sam getting help with a mini Buddy card
- Recap safe circle
- Good and bad secrets slides, identifying the difference
- Role play speaking out with character masks
- Closing activity.

Session 6: Recap and ending the sessions

- Re-introducing Buddy and recap - our rights, ground rules
- Mini Buddy card reminder or pupils choose game from a previous session
- Barriers to speaking out role-plays
- Big and small worries slides
- Recap and evaluation activity in small groups with props
- Reminder of where to go, who to talk to if pupils have a worry
- Certificates
- Goodbye from the child characters and Buddy
- Closing activity.